



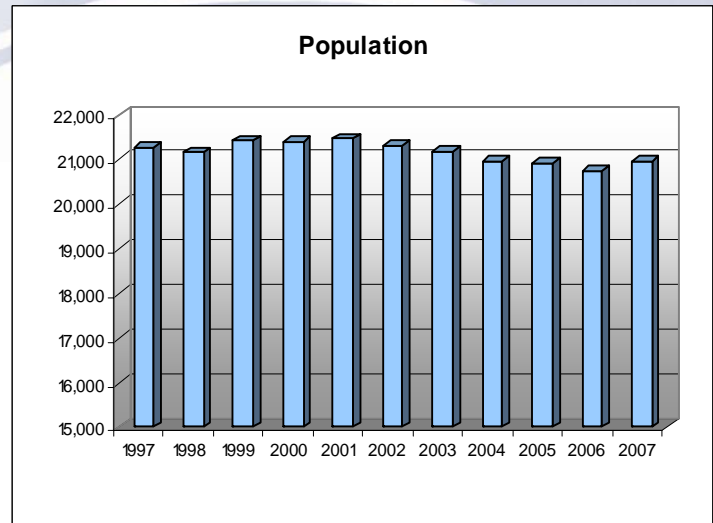
Cassia County

July 2008

Work Force Trends

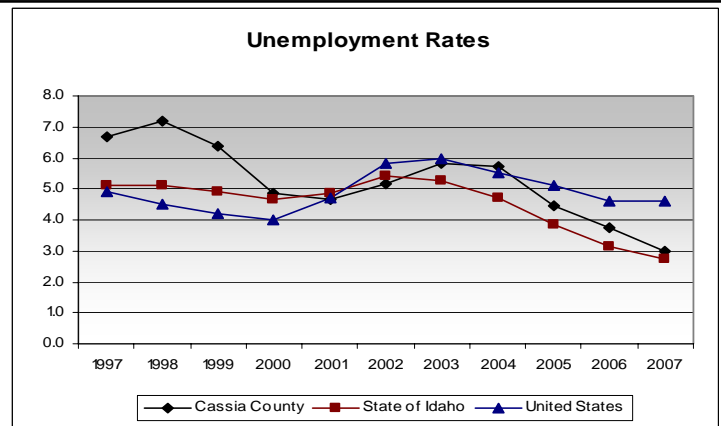
Population

Cassia County has experienced declining population over the last 10 years. The population has fallen from 21,283 in 1997 to 20,960 in 2007, a decrease of 1.5 percent. The decrease has resulted from the lack of diversity in the area, as well as dependence on large, primary employers that have pulled out. Efforts to market the two-county area of Cassia and Minidoka have been successful and there have been new businesses relocating to the area thanks to focused economic development efforts, community partnership and the low cost of land and labor. The area has abundant natural resources and recreational opportunities. Burley is located on the Snake River and is a short distance to the City of Rocks National Reserve and the Pomerelle Ski Resort, both popular recreational destinations. The outlook is for a turn around with moderate to high growth forecasts.



Labor Force & Employment

Cassia County has traditionally had a higher unemployment rate than the rest of south central Idaho. The closure of the JR Simplot potato processing plant in the time period of 2002-2003 caused the unemployment rate for Cassia County to increase to an annual average rate of 6 percent in 2004. Companies such as Dutchmen Manufacturing, a large recreational vehicle manufacturer, and Mulholland Positioning Systems, Inc. that manufactures gait assistance devices for children and adults with cerebral palsy and spina bifida, have opened facilities in the region. Pacific Ethanol started production in April 2008 after a gangbuster hiring spree. DOT Foods, a national redistribution company, will be opening a facility with an estimated employment of approximately 50 truck drivers and 100 assembly workers. The new firms recruited to the area all pay competitive wages and provide solid benefit packages. There continues to be companies eyeing the area based on the quality of life and convenient access of the interstate and rail for transportation purposes.

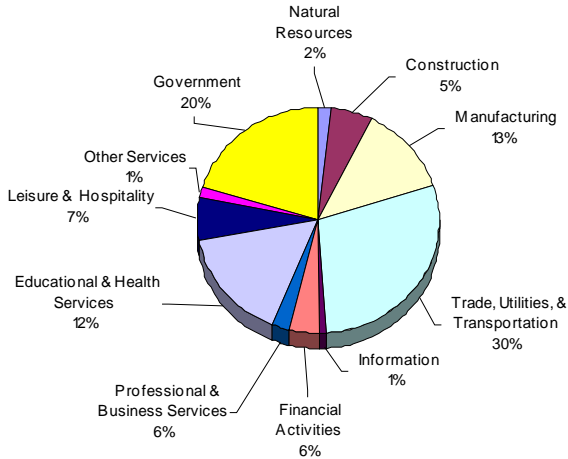


In the last year, Cassia County's unemployment rate has dropped almost a full percentage point to a record low of 3.0 percent. This is just a smidge higher than the state rate for 2007 of 2.8 percent and more than a point and a half lower than the nation's rate of 4.6 percent. Consumer confidence has greatly improved resulting in increased hiring in retail and service sector occupations, a barrage of small business openings and a new hotel. Commercial and home construction is outpacing the state and nation as far as jobs. There are an estimated 14 percent of workers, or almost 1,500 workers, in Cassia County holding multiple jobs or working in jobs requiring lesser skills or qualifications which could be available for new jobs being created due to expansions and relocations. The outlook for Cassia County is strong in job growth and labor force.

Labor Force	June 2007	June 2008
Civilian Labor Force	10,332	10,250
Total Employment	10,003	9,924
Unemployed	329	326
% of Labor Force Unemployed	3.2	3.2
State of Idaho % Unemployed	2.7	3.8
U.S. % Unemployed	4.6	5.5

Labor Force	1997	1998	1999	2000	2001	2002	2003	2004	2005	2006	2007
Civilian Labor Force	9,501	9,631	9,671	10,299	10,339	10,319	9,864	9,886	9,974	10,353	10,071
Unemployment	634	690	618	499	482	534	573	565	442	388	299
% of Labor Force Unemployed	6.7	7.2	6.4	4.8	4.7	5.2	5.8	5.7	4.4	3.7	3.0
Employment	8,867	8,941	9,053	9,799	9,857	9,785	9,290	9,321	9,532	9,966	9,773

Nonfarm Payroll Jobs for 2007



Wages & Income

Wages have been traditionally low in Cassia County. Most jobs are either in agriculture, food processing, retail or services sectors. Per capita income has increased from \$18,986 in 1997 to \$25,894 in 2006, an increase of 29 percent. Cassia County ranks 22nd out of Idaho's 44 counties in per capita income.

Major Employers

Ag Express
Americold Logistics
Boise Cascade
Dutchmen Manufacturing
McCain Foods
Northwest Bec aka Burley Care Center
Pacific Ethanol

Occupational Wages*

Average Wage

Teachers	\$14.82
Social Workers	\$14.87
Registered Nurses	\$17.13
Dental Assistants	\$10.47
Secretary/Receptionists	\$8.38
Telemarketers	\$7.19
Bookkeepers	\$9.04
Cashiers	\$6.07
Waiters/Waitresses	\$5.53
Food Processors	\$9.96
Landscapers	\$8.54
Forklift Operators	\$9.59
Maintenance Mechanics	\$12.20
General Farm Labor	\$6.34

* Additional occupational wage data can be found on the Idaho Department of Labor Web site at lmi.idaho.gov.

Covered Employment & Average Annual Wages Per Job for 1997, 2006, & 2007	1997		2006		2007	
	Average Employment	Average Wages	Average Employment	Average Wages	Average Employment	Average Wages
Total Covered Wages	8,258	\$19,938	9,200	\$25,745	9,445	\$27,017
Agriculture	904	\$16,233	1,198	\$23,633	1,254	\$25,852
Mining	92	\$30,180	176	\$29,834	147	\$31,712
Construction	354	\$24,079	395	\$27,257	454	\$29,365
Manufacturing	1,193	\$25,980	986	\$34,197	1,055	\$34,869
Trade, Utilities & Transportation	2,159	\$19,430	2,346	\$26,049	2,387	\$26,606
Information	123	\$21,606	64	\$46,669	70	\$46,746
Financial Activities	286	\$23,081	305	\$30,853	315	\$33,649
Professional and Business Services	177	\$16,109	205	\$29,370	189	\$24,333
Educational and Health Services	782	\$19,538	1,201	\$22,322	1,325	\$24,481
Leisure and Hospitality	564	\$6,557	589	\$8,336	513	\$8,179
Other Services	180	\$15,403	106	\$17,827	105	\$20,185
Government	1,443	\$22,072	1,629	\$28,037	1,630	\$28,969

Per Capita Income	1997	1998	1999	2000	2001	2002	2003	2004	2005	2006
Cassia County	\$18,986	\$20,744	\$23,341	\$23,466	\$25,448	\$26,089	\$29,847	\$25,939	\$26,360	\$25,894
State of Idaho	\$20,648	\$21,789	\$22,786	\$24,073	\$25,014	\$25,180	\$25,461	\$27,414	\$28,478	\$29,920
United States	\$25,334	\$26,883	\$27,939	\$29,843	\$30,562	\$30,795	\$31,466	\$33,090	\$34,471	\$36,714

Information provided by U.S. Census Bureau



This county is served by the office located at the address below:
 Idaho Department of Labor
 127 W. Fifth St. N.
 Burley, ID 83318 Ph: (208) 678-5518

labor.idaho.gov

This publication is produced by the Idaho Department of Labor and funded at least in part by federal grants from the U.S. Department of Labor. Costs associated with this specific publication are available by contacting the Idaho Department of Labor.

The Idaho Department of Labor is an equal opportunity employer. Auxiliary aids and services are available upon request to individuals with disabilities. Dial 711 for Idaho Relay Service.